

VRLA Rechargeable Battery

MSB-800 (2V, 800Ah)



FEATURES

- Sealed structure, no electrolyte leakage or spill.
- High performance alloy to secure corrosion-proof feature.
- Unique electrolyte system achieves maximum service life.
- Low self-discharge rate, lower than 3% capacity loss per month.
- Special paste formula promotes the good charging acceptance.
- Electrolyte with gel technology.

APPLICATION

- Telecom
- UPS
- Central Office
- Energy Storage Systems



SPECIFICATIONS

Nominal Voltage	2 V
Nominal Capacity	800Ah @ 10 hour rate F.V.(1.80V/cell)
Approx. Weight	63.0Kg(138.9lbs.)
Terminals	B6 (Fitting M8 bolt & nut) I3 is optional
Internal Resistance	≤ 0.6m Ω (Fully Charged)
Max. Discharge Current	3200 A (5 sec.)
Max. Charge Current	200 A
Operating Temperature Range	Charge : 0°C~40°C(32°F~104°F) Discharge : -20°C~50°C(-4°F~122°F) Storage : -20°C~40°C(-4°F~104°F)
Safety Valve	Opening pressure 10~35 kPa
Container Material	Standard: ABS(UL 94-HB) MSB-800 Optional: Flame Retardant ABS(UL 94-V0) MSB-800FR



- IEC60896-21/22
- JIS C 8704-2
- GB/T19638.2
- YD/T799

DIMENSION(mm/inch)

OUTER DIMENSIONS

TERMINAL TYPE

Length

410±2.0 (15.79±0.08)

Width

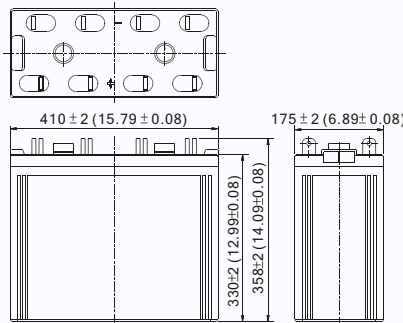
175±2.0 (6.89±0.08)

Container Height

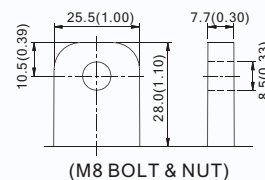
330±2.0 (12.99±0.08)

Total Height

358±2.0 (14.09±0.08)

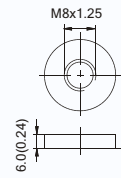


Terminal B6



(M8 BOLT & NUT)

Terminal I3



(M8 BOLT)

Terminal Hardware Initial Torque: 10.0 Nm ± 5%

Constant power discharge characteristics at 25 °C/77 °F

Unit: W

F.V. (V/cell) \ Discharge Time	30 Min	1 Hr	2 Hr	3 Hr	4 Hr	5 Hr	6 Hr	8 Hr	10 Hr	12 Hr	20 Hr
1.85V	1049.2	720.0	463.2	360.8	280.4	241.6	215.2	178.0	148.8	128.96	80.35
1.80V	1164.0	792.0	500.0	382.2	308.8	263.2	229.2	190.4	157.5	135.18	84.26
1.75V	1275.2	840.0	530.0	402.4	323.5	275.2	239.2	196.4	164.5	139.82	86.77
1.70V	1400.0	896.0	548.0	416.1	330.0	282.0	245.2	200.4	170.0	143.08	88.20
1.65V	1504.0	924.0	556.0	424.6	336.8	286.0	250.0	204.0	172.4	145.10	88.95
1.60V	1534.0	932.0	564.0	428.6	340.8	290.0	251.2	206.4	174.0	145.78	89.20

Constant current discharge characteristics at 25 °C/77 °F

Unit: A

F.V. (V/cell) \ Discharge Time	30 Min	1 Hr	2 Hr	3 Hr	4 Hr	5 Hr	6 Hr	8 Hr	10 Hr	12 Hr	20 Hr
1.85V	560.0	384.0	244.0	188.6	148.0	125.2	108.0	88.0	74.8	64.83	40.39
1.80V	624.0	424.0	264.0	200.0	163.2	136.0	116.0	96.8	80.0	68.67	42.80
1.75V	689.2	452.0	281.2	211.8	171.2	144.0	124.0	101.2	84.4	71.74	44.52
1.70V	764.0	484.8	293.2	220.7	175.6	148.8	128.0	104.8	87.6	73.73	45.80
1.65V	818.0	504.4	301.2	228.0	180.0	152.8	132.8	108.0	89.2	74.68	46.40
1.60V	860.0	517.2	310.0	232.9	183.2	155.2	134.0	110.0	90.0	75.38	46.52

All data and artworks shall be changed without prior notice, BB reserves the right to explain and update the information contained hereinto.